

Printed & Painted Writing Boards



Custom Surface Guide



Your idea, our printing. It's that easy.



Custom Printed Graphic Whiteboards and Glassboards™ provide a personalised experience, tailored to varied organisational needs. Offering an outlet for specific visual management and communication, these custom writing surfaces are a staple in offices, educational and medical institutions across the world.

Surfaces & Frames



Standard Frame Whiteboard

Popular: Education
Sturdy lightweight whiteboard
Best-selling product
Magnetic receptive
Strong core



Slim EDGE Frame Whiteboard


Popular: Commercial, Home & Education
Lightweight narrow whiteboard
Magnetic receptive
Flat-to-wall seamless look
Strong core



Glassboard™, Silver Fittings

Popular: Medical & Education
Toughened 4.5mm Glass
Steel backing with magnetic finish
Lifetime glass warranty*

Any Size To The Millimeter

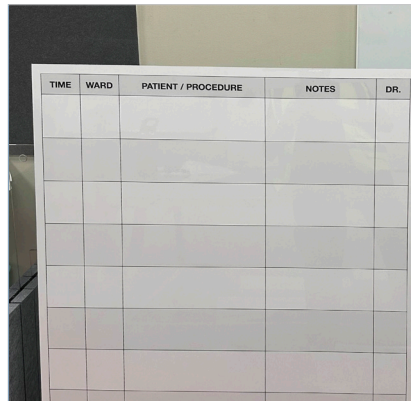


We offer a standard range of set sizes and planner designs for offices and education environments. However our specialty is custom design and custom sizes. Designed for your specific organisation needs at any size. Whiteboards can be manufactured at any size from 600x450mm up to 3000x1200mm. Glassboards can be manufactured at any size from 600x450mm up to 2400x1200mm.


Custom Design Inspiration




Custom Calendar Layouts




Medical & Patient Boards



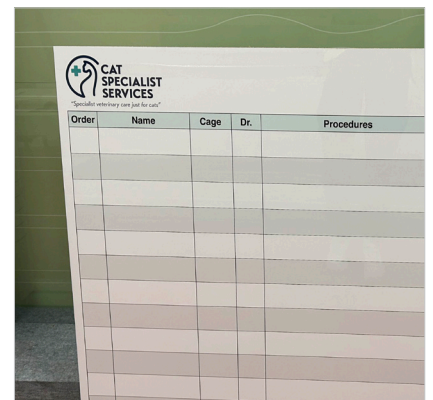
Term Planners




Music Staff Boards



Safety & Pre-start Planners



Specialty Organisation Boards



Standard Aluminium Frame Printed Whiteboard

- All graphics are printed under the writing surface
- Full colour high resolution printing in CMYK or Pantone
- Sturdy anodised aluminium frame with plastic corner pieces
- Includes mounting kit and pen tray
- Can be mounted vertically or horizontally
- Magnetic, dry wipe
- Bespoke sizes from 600x450mm up to 3000x1200mm

Product Code	Size (mm)
PVB6045	600 x 450mm
PVB9060	900 x 600mm
PVB9090	900 x 900mm
PVB1290	1200 x 900mm
PVB1212	1200 x 1200mm
PVB1590	1500 x 900mm
PVB1512	1500 x 1200mm
PVB1890	1800 x 900mm
PVB1812	1800 x 1200mm
PVB2112	2100 x 1200mm
PVB2412	2400 x 1200mm
PVB3012	3000 x 1200mm


Term Planner

WEEK	MONDAY	TUESDAY	WEDNESDAY	THURSDAY	FRIDAY	WEEKEND
1						
2						
3						
4						
5						
6						
7						
8						
9						
10						
11						

EDGE Slim Frame Printed Whiteboard

- All graphics are printed under the writing surface
- Full colour high resolution printing in CMYK or Pantone
- Slim anodised aluminium frame with plastic corner pieces
- Includes split batten mounting kit and pen tray
- Flat to wall seamless design
- Magnetic, dry wipe
- Bespoke sizes from 600x450mm up to 3000x1200mm

Product Code	Size (mm)
PLX6-6045	600 x 450mm
PLX6-9060	900 x 600mm
PLX6-9090	900 x 900mm
PLX6-1290	1200 x 900mm
PLX6-1212	1200 x 1200mm
PLX6-1590	1500 x 900mm
PLX6-1512	1500 x 1200mm
PLX6-1890	1800 x 900mm
PLX6-1812	1800 x 1200mm
PLX6-2112	2100 x 1200mm
PLX6-2412	2400 x 1200mm
PLX6-3012	3000 x 1200mm



Frameless Toughened Printed Glassboard™

- All graphics are printed behind the Glass surface
 - Full colour high resolution printing in CMYK or Pantone
 - Frameless radius corners, featuring stand-off silver fittings
 - Includes mounting supplies
 - Can be mounted vertically or horizontally
 - Magnetic or non-magnetic, dry wipe
 - Bespoke sizes from 900x600mm up to 2400x1200mm
-
- Sizes up to 1500x900mm have 4 holes with 4 fittings
 - Sizes 1500x1200mm or more have 6 holes with 6 fittings
 - Size 2400x1200mm have 8 holes with 8 fittings
 - Freight charges apply due to the sensitive nature of glass

Product Code	Size (mm)
PGB9060	900 x 600mm
PGB9090	900 x 900mm
PGB1290	1200 x 900mm
PGB1212	1200 x 1200mm
PGB1590	1500 x 900mm
PGB1512	1500 x 1200mm
PGB1890	1800 x 900mm
PGB1812	1800 x 1200mm
PGB2012	2000 x 1200mm
PGB2412	2400 x 1200mm



Frameless Toughened Painted Glassboard™

- All painted colour is behind the Glass surface
- Frameless radius corners, featuring stand-off silver fittings
- Painted colour matched fitting option available
- Includes mounting supplies
- Can be mounted vertically or horizontally
- Magnetic or non-magnetic, dry wipe surface
- Bespoke sizes from 900X600mm up to 2400x1200mm
- Sizes up to 1500x900mm have 4 holes with 4 fittings
- Sizes 1500x1200mm or more have 6 holes with 6 fittings
- Size 2400x1200mm have 8 holes with 8 fittings
- Freight charges apply due to the sensitive nature of glass

Product Code	Size (mm)
GB02S-M	900 x 600mm
GB03S-M	900 x 900mm
GB04S-M	1200 x 900mm
GB05S-M	1200 x 1200mm
GB06S-M	1500 x 900mm
GB07S-M	1500 x 1200mm
GB08S-M	1800 x 900mm
GB09S-M	1800 x 1200mm
GB10S-M	2000 x 1200mm
GB11S-M	2400 x 1200mm

Dulux

Visit dulux.com.au/colour to see all colour options

Printed & Painted Writing Boards



Custom Surface Guide